

## Cable puller model Yaletrac ST

### Pulling force 1000 - 3200 daN

Cable pullers model Yaletrac ST feature a housing of dimensionally stable deep-drawn steel plates ensuring a compact, robust design in combination with optimised weight.

The benefits of the previous Yaletrac range have been maintained and supplemented to the needs of the market. The hand operating forces have been noticeably optimised for the user by the application of axial ball bearings.

### Features

- Stable upright positioning of the unit due to the combination of handle and foot.
- Space-saving telescopic hand lever that can be safely attached to the unit by means of a hook-and-pile fastener.
- Increased service life of the unit due to the use of rubber sleeves which prevent dirt and dust from penetrating into the mechanical equipment of the unit.
- Positioning of the forward and reversing levers in tandem provides a slim design and ensures optimal power transfer.
- Overload protection is provided by a shearing pin. Spare shear pins are conveniently located in the carrying handle. A broken pin can be replaced without removing the load.
- A lever disengages the rope clamp system allowing easy and smooth installation of the rope.
- Yaletrac ST uses a special flexible rope. It has six strands with a steel core and is identified by an orange strand. The rope is tapered at one end for easy threading and is fitted with an eye sling hook with safety latch on the other end.
- The parallel arrangement of the clamping system protects the rope by distributing the clamping forces evenly. A long rope advance per each lever stroke increases the working speed.
- The large opening in the top of the unit allows easy cleaning: simply flush the unit with water and apply motor oil for lubrication and the Yaletrac ST is again ready for use.

### Options

- Eye sling hook with safety latch
- Longer ropes
- Drum reel
- Storage box



Option:  
Eye sling hook  
with safety latch



Option:  
Yaletrac storage box made from steel plate,  
approx. 74x26x45 cm



Technical data model Yaletrac ST

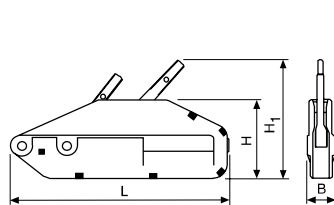
Model	EAN-No. 4025092*	Capacity WLL kg	Rope advance per double stroke mm	Lever pull at WLL daN	Lever length mm	Rope diameter mm	Weight without rope kg	Rope weight kg/m
Y 10 ST	*422901	1000	60	23	800	8.4	8.5	0.29
Y 16 ST	*422925	1600	60	28	790/1190	11.5	15.8	0.53
Y 32 ST	*422963	3200	40	46	790/1190	16	27.2	1.0

Dimensions model Yaletrac ST

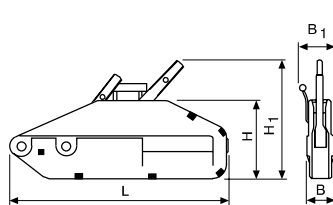
Model	Y 10 ST	Y 16 ST	Y 32 ST
L, mm	435	560	664
H, mm	178	205	240
H1, mm	235	280	350
B, mm	61	86	96
B1, mm	94	125	123

INFO

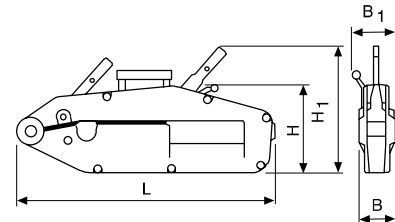
Yale hoists and trolleys are not designed for passenger elevation applications and must not be used for this purpose.



Model Y 10 ST



Model Y 16 ST




Model Y 32 ST

Rubber sleeves prevent dirt from penetrating into the mechanical equipment and thus increase the service life

Rope clamp disengagement lever for easy installation of the rope

Axial ball bearings for optimised hand operating forces



Foot for stable positioning of the unit

Telescopic hand lever – connected to the unit safely for transportation